



Young and stylish - this roll-sleeve shirt with patch pockets is the perfect choice wherever a fresh and casual appearance is required.

- Relaxed collar
- Square edged cuff with adjustable cuffs
- Button on outer sleeve and fabric tab on inside of sleeve allow it to be rolled up and tabbed
- Fitted style with shaping at waist, bust, front and back hem darts
- Dye-to-match grosgrain fabric patches on side seam hem
- Dye-to-match grosgrain tape along neck seam
- Rounded hem
- Spare buttons


**MATERIAL:**

100% Cotton Twill


**WEIGHT:**

 130g/m<sup>2</sup>

**PACKING:**

Pack 1; Carton 12


**LAUNDRY CARE:**

Suitable for 40°C wash and tumble dry


**ORIGIN:**

Sri Lanka

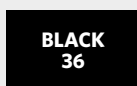
		<b>XS</b>	<b>S</b>	<b>M</b>	<b>L</b>	<b>XL</b>	<b>2XL</b>
<b>Your body measurement</b>							
Dress Size	Continent	34	36	38	40	42	44
	UK	8	10	12	14	16	18
	France	36	38	40	42	44	46
	Italy	40	42	44	46	48	50
To fit chest	cm	77/82	82/87	87/92	92/97	97/104	104/112
	Ins	30/32	32/34	34/36	36/38	38/41	41/44
<b>Garment dimensions</b>							
Chest Size: cm		88	95	100	105	113	121
Back Length: cm		61	63	65	66	67	68

**DECORATOR NOTES**

The chest pockets allow for subtle, but very effective embroidery, for example on the flap.


**COLOURS**


PANTONE®  
FABRIC: 11-0601 TPX  
PAPER: 7541 C  
C:0 M:0 Y:0 K:0



PANTONE®  
FABRIC: 19-4005 TPX  
PAPER: BLACK C  
C:100 M:50 Y:50 K:100




PANTONE®  
FABRIC: 15-1116 TPX  
PAPER: 7536 C  
C:0 M:10 Y:25 K:28



PANTONE®  
FABRIC: 16-4019 TPX  
PAPER: 645 C  
C:48 M:27 Y:0 K:0



PANTONE®  
FABRIC: 19-4010 TPX  
PAPER: 532 C  
C:100 M:85 Y:35 K:55



PANTONE®  
FABRIC: 19-4104 TPX  
PAPER: 432 C  
C:42 M:12 Y:5 K:86



Jung und modisch - diese Bluse mit kurzen krepelbaren Ärmeln und aufgesetzter Tasche ist die ideale Wahl, wenn ein frischer, legerer Look gefordert ist.

- Legerer Kragen
- Knopf an der Außenseite und Lasche an der Ärmelinnenseite ermöglichen das Aufkrepeln und Befestigen des Ärmels
- Figurbetonter Schnitt mit Abnähern in der Taille, auf Brusthöhe, an der Vorderseite und am Saum
- Farblich passende Fischgrätlasche an der Seitensaumnaht
- Farblich passendes Nackenband mit Fischgrätmuster
- Abgerundeter Saum
- Ersatzknöpfe


**MATERIAL:**

100% Baumwoll-Twill


**GEWICHT:**

 130g/m<sup>2</sup>

**VERPACKUNG:**

Pack 1; Karton 12


**WASCHANLEITUNG:**

Geeignet für 40° Wäsche und Wäschetrockner


**HERKUNFT:**

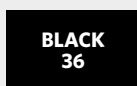
Sri Lanka

		XS	S	M	L	XL	2XL
<b>Ihre Körper Maße</b>							
Konfektionsgröße	Kontinent	34	36	38	40	42	44
	UK	8	10	12	14	16	18
	Frankreich	36	38	40	42	44	46
	Italien	40	42	44	46	48	50
Brustumfang	cm	77/82	82/87	87/92	92/97	97/104	104/112
	Ins	30/32	32/34	34/36	36/38	38/41	41/44
<b>Kleidergrößen</b>							
	Brustumfang: cm	88	95	100	105	113	121
	Rückenlänge: cm	61	63	65	66	67	68

**HINWEISE ZUR VEREDLUNG**


Die Brusttasche eignet sich für eine dezente, aber bestens sichtbare Veredelung, zum Beispiel auf der Lasche.

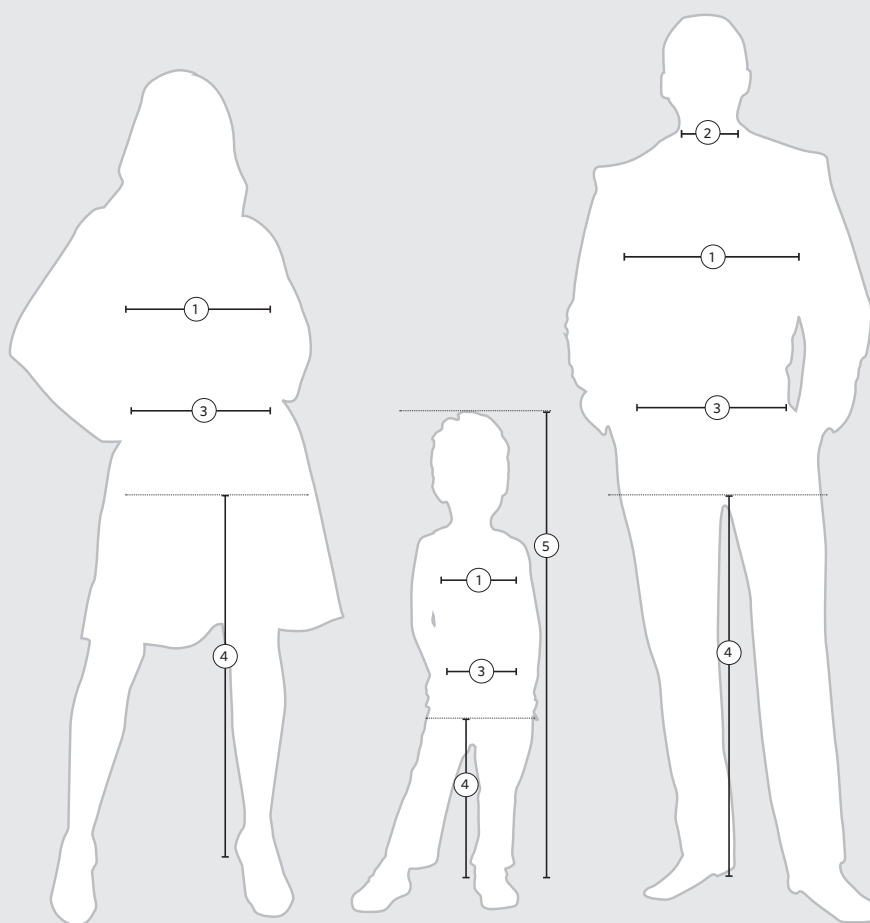

**FARBEN**

 PANTONE®  
FABRIC: 11-0601 TPX  
PAPER: 7541 C  
C:0 M:0 Y:0 K:0

 PANTONE®  
FABRIC: 19-4005 TPX  
PAPER: BLACK C  
C:100 M:50 Y:50 K:100

 PANTONE®  
FABRIC: 15-1116 TPX  
PAPER: 7536 C  
C:0 M:10 Y:25 K:28

 PANTONE®  
FABRIC: 16-4019 TPX  
PAPER: 645 C  
C:48 M:27 Y:0 K:0

 PANTONE®  
FABRIC: 19-4010 TPX  
PAPER: 532 C  
C:100 M:85 Y:35 K:55

 PANTONE®  
FABRIC: 19-4104 TPX  
PAPER: 432 C  
C:42 M:12 Y:5 K:86



All of our measurements are based on actual "To Fit" body sizes and not the size of the actual garment itself e.g. a polo shirt with a chest to fit size of 92-97cms / 36-38" will fit someone with similar chest measurements; trousers with a waist to fit of 50 Europe / 34" will fit someone with similar waist measurements etc.

To help you select the most appropriate size of garment(s) please refer to our measuring tips below.

## Chest

**Men:** measure around the fullest part of the chest, 2.5cms below the underarm area ①

**Women:** measure around the fullest part of the bust ①

**Children:** measure under the arms around the fullest part of the chest ①

## Collar

**Men:** measure around the base of the neck ②

## Waist

**All:** measure around the natural waist, ensuring the measuring tape is kept taut ③

## Leg Length

**All:** measure from the top of the inside leg at the crotch down to where trousers are normally worn with shoes ④

## Height

**Children:** standing still, with feet together and flat on the floor, measure from the top of the head to the ground ⑤



# Size Guide

## All Products (excl. Shirts, Trousers, Shorts & Sweatpants)

Ladies'	XXS	XS	S	M	L	XL	2XL	3XL	4XL	5XL	6XL
Chest to fit (CM)	72-77	77-82	82-87	87-92	92-97	97-102	102-107	107-112	112-117	117-122	122-127
Chest to fit (INS)	28-30	30-32	32-34	34-36	36-38	38-40	40-42	42-44	44-46	46-48	48-50

### Dress Size

UK	6	8	10	12	14	16	18	20	22	24	26
France	34	36	38	40	42	44	46	48	50	52	54
Italy	38	40	42	44	46	48	50	52	54	56	58
Germany/Europe	32	34	36	38	40	42	44	46	48	50	52

Men's	XXS	XS	S	M	L	XL	2XL	3XL	4XL	5XL	6XL
Chest to fit (CM)	82-87	87-92	92-97	97-102	102-107	107-112	112-117	117-122	122-127	127-132	132-137
Chest to fit (INS)	32-34	34-36	36-38	38-40	40-42	42-44	44-46	46-48	48-50	50-52	52-54

## Shirts

Ladies'	XXS	XS	S	M	L	XL	2XL	3XL	4XL	5XL	6XL
Chest to fit (CM)	72-77	77-82	82-87	87-92	92-97	97-104	104-112	112-120	120-130	130-137	137-144
Chest to fit (INS)	28-30	30-32	32-34	34-36	36-38	38-41	41-44	44-47	47-51	51-54	54-57

### Dress Size

UK	6	8	10	12	14	16	18	20	22	24	26
France	34	36	38	40	42	44	46	48	50	52	54
Italy	38	40	42	44	46	48	50	52	54	56	58
Germany/Europe	32	34	36	38	40	42	44	46	48	50	52

Men's	S	M	L	XL	2XL	3XL	4XL	5XL	6XL
Collar to fit (CM)	37-38	39-40	41-42	43-44	45-46	47-48	49-50	51-52	53-54
Dual Collar Sizes (INS)	14.5/15	15.5	16/16.5	17/17.5	18	18.5/19	19.5	20	21
Individual Collar Sizes (INS)	14.5   15	15.5	16   16.5	17   17.5	18	18.5   19	19.5	20	21
Chest to fit (CM)	92-97	97-102	102-107	107-112	112-117	117-122	122-127	127-132	132-137
Chest to fit (INS)	36-38	38-40	40-42	42-44	44-46	46-48	48-50	50-52	52-54

## Trousers & Shorts

UK (INS)	28	30	32	34	36	38	40	42	44	46	48
EUROPE	44	46	48	50	52	54	56	58	60	62	64

	Short	Regular	Long
Leg Length (CM)	76	81	86
Leg Length (INS)	30	32	34

## Sweatpants

	S	M	L	XL
UK (INS)	30	32	34	36
Europe	46	48	50	52

## Blazers

### Girls'

Chest to fit (CM)	68	71	73	76	79	81	84	86	89	91	96	101	106	112	117
Chest to fit (INS)	27	28	29	30	31	32	33	34	35	36	38	40	42	44	46

### Boys'

Chest to fit (CM)	71	73	76	79	81	84	86	89	91	94	96	101	106	112	117	122
Chest to fit (INS)	28	29	30	31	32	33	34	35	36	37	38	40	42	44	46	48

## All Children's Products (excl. Sweatpants)

	XS	S	M	L	XL	2XL	3XL	4XL
Age (Years)	1-2	3-4	5-6	7-8	9-10	11-12	13-14	15-16
Height (CM)	90	104	116	128	140	152	164	176
Chest to fit (CM)	51-56	56-63	63-71	71-76	76-81	81-86	86-91	91-96
Chest to fit (INS)	20-22	22-25	25-28	28-30	30-32	32-34	34-36	36-38

## Sweatpants (Children)

	S	M	L	XL	2XL
Age (Years)	3-4	5-6	7-8	9-10	11-12
Height (CM)	104	116	128	140	152
Waist to fit (CM)	53	55	58	61	66
Waist to fit (INS)	21	22	23	24	26